



### Let's study.

- Parallelogram**
- Rectangles**
- Mid point theorem**
- Tests of parallelogram**
- Square**
- Trapezium**
- Rhombus**



### Let's recall.

1.

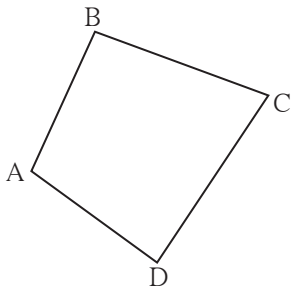


Fig. 5.1

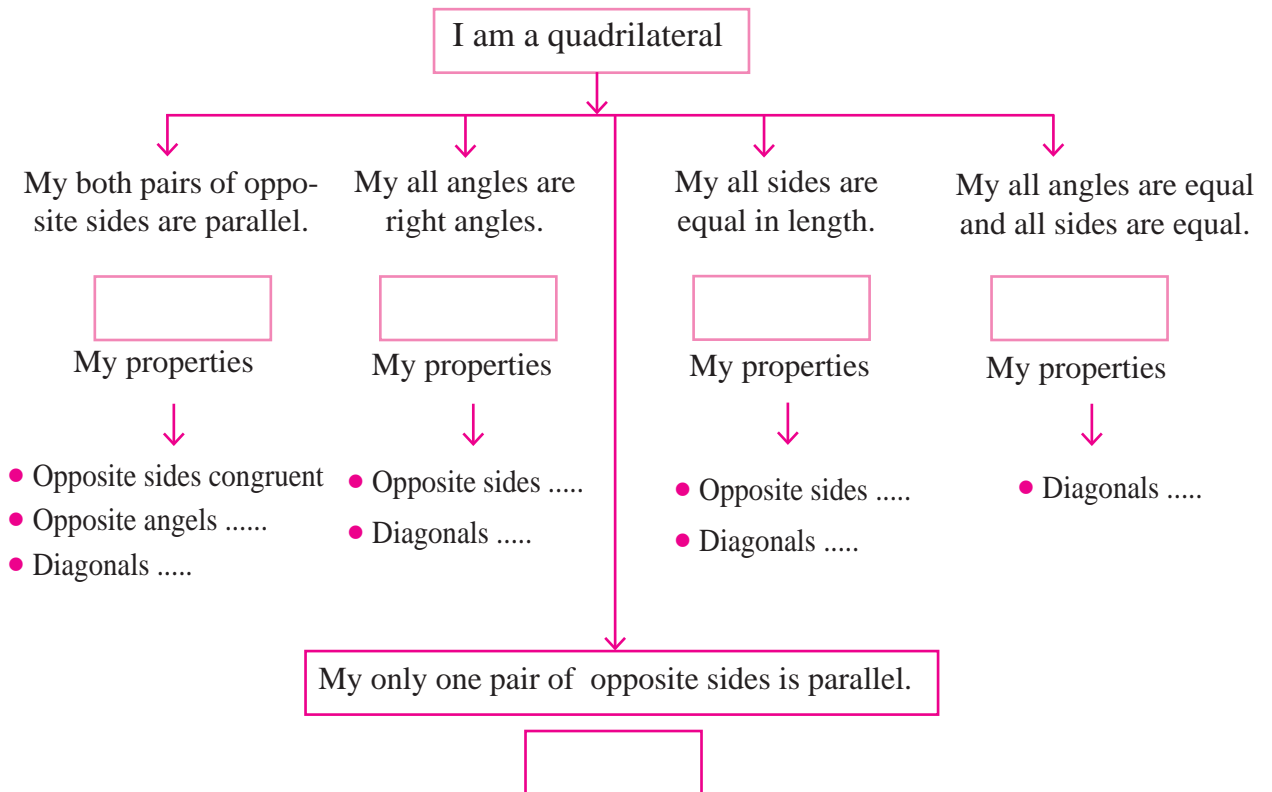
Write the following pairs considering  $\square ABCD$

Pairs of adjacent sides: (1) ... , ... (2) ... , ...  
 Pairs of adjacent angles : (1) ... , ... (2) ... , ...  
 (3) ... , ... (4) ... , ... (3) ... , ... (4) ... , ...

Pairs of opposite sides (1) ..... , ..... (2) ..... , .....

Pairs of opposite angles (1) ..... , ..... (2) ..... , .....

Let's recall types of quadrilaterals and their properties .



You know different types of quadrilaterals and their properties. You have learned them through different activities like measuring sides and angles, by paper folding method etc. Now we will study these properties by giving their logical proofs.

A property proved logically is called a proof.

In this chapter you will learn that how a rectangle, a rhombus and a square are parallelograms. Let us start our study from parallelogram.



### Parallelogram

A quadrilateral having both pairs of opposite sides parallel is called a parallelogram.

For proving the theorems or for solving the problems we need to draw figure of a parallelogram frequently. Let us see how to draw a parallelogram.

Suppose we have to draw a parallelogram  $\square ABCD$ .

#### Method I :

- Let us draw seg AB and seg BC of any length and making an angle of any measure with each other.
- Now we want seg AD and seg BC parallel to each other. So draw a line parallel to seg BC through the point A.
- Similarly we will draw line parallel to AB through the point C. These lines will intersect in point D.




Fig. 5.2

So constructed quadrilateral ABCD will be a parallelogram.

#### Method II :

- Let us draw seg AB and seg BC of any length and making angle of any measure between them.
- Draw an arc with compass with centre A and radius BC.
- Similarly draw an arc with centre C and radius AB intersecting the arc previously drawn.
- Name the point of intersection of two arcs as D.




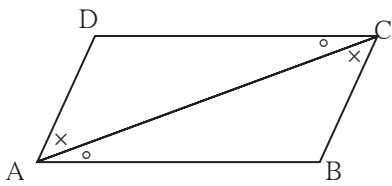
Fig. 5.3

Draw seg AD and seg CD.

Quadrilateral so formed is a parallelogram ABCD



**Theorem 1.** Opposite sides and opposite angles of a parallelogram are congruent.



**Fig. 5.7**

**Given** :  $\square ABCD$  is a parallelogram.

It means side  $AB \parallel$  side  $DC$ ,

side  $AD \parallel$  side  $BC$ .

**To prove** :  $\text{seg } AD \cong \text{seg } BC$  ;  $\text{seg } DC \cong \text{seg } AB$

$\angle ADC \cong \angle CBA$ , and  $\angle DAB \cong \angle BCD$ .

**Construction** : Draw diagonal  $AC$ .

**Proof** :  $\text{seg } DC \parallel \text{seg } AB$  and diagonal  $AC$  is a transversal.

$$\therefore \angle DCA \cong \angle BAC \dots\dots\dots(1)$$

$$\text{and } \angle DAC \cong \angle BCA \dots\dots\dots(2)$$

}..... alternate angles

Now , in  $\triangle ADC$  and  $\triangle CBA$ ,

$$\angle DAC \cong \angle BCA \dots\dots\dots \text{from (2)}$$

$$\angle DCA \cong \angle BAC \dots\dots\dots \text{from (1)}$$

$$\text{seg } AC \cong \text{seg } CA \dots\dots\dots \text{common side}$$

$$\therefore \triangle ADC \cong \triangle CBA \dots\dots\dots \text{ASA test}$$

$$\therefore \text{side } AD \cong \text{side } CB \dots\dots\dots \text{c.s.c.t.}$$

$$\text{and side } DC \cong \text{side } AB \dots\dots\dots \text{c.s.c.t.,}$$

$$\text{Also, } \angle ADC \cong \angle CBA \dots\dots\dots \text{c.a.c.t.}$$

Similarly we can prove  $\angle DAB \cong \angle BCD$ .

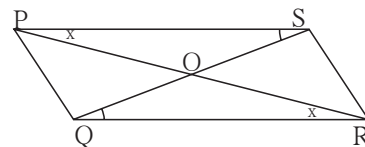


**Use your brain power!**

In the above theorem, to prove  $\angle DAB \cong \angle BCD$ , is any change in the construction needed ? If so, how will you write the proof making the change ?

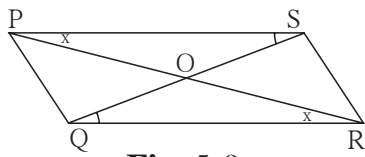
To know one more property of a parallelogram let us do the following activity.

**Activity** : Draw a parallelogram PQRS. Draw diagonals PR and QS. Denote the intersection of diagonals by letter O. Compare the two parts of each diagonal with a divider. What do you find ?



**Fig. 5.8**

**Theorem :** Diagonals of a parallelogram bisect each other.



**Fig. 5.9**

**Given :**  $\square PQRS$  is a parallelogram. Diagonals PR and QS intersect in point O.

**To prove :**  $\text{seg } PO \cong \text{seg } RO$ ,  
 $\text{seg } SO \cong \text{seg } QO$ .

**Proof :** In  $\triangle POS$  and  $\triangle ROQ$

$\angle OPS \cong \angle ORQ$  ..... alternate angles

side PS  $\cong$  side RQ ..... opposite sides of parallelogram

$\angle PSO \cong \angle RQO$  ..... alternate angles

$\therefore \triangle POS \cong \triangle ROQ$  ..... ASA test

$\therefore \text{seg } PO \cong \text{seg } RO$  .....

and  $\text{seg } SO \cong \text{seg } QO$  ..... } ..... corresponding sides of congruent triangles



**Remember this !**

- Adjacent angles of a parallelogram are supplementary.
- Opposite sides of a parallelogram are congruent.
- Opposite angles of a parallelogram are congruent.
- Diagonals of a parallelogram bisect each other.

**Solved Examples**

**Ex (1)**  $\square PQRS$  is a parallelogram.  $PQ = 3.5$ ,  $PS = 5.3$   $\angle Q = 50^\circ$  then find the lengths of remaining sides and measures of remaining angles.

**Solution :**  $\square PQRS$  is a parallelogram.

$\therefore \angle Q + \angle P = 180^\circ$  ..... interior angles are supplementary.

$\therefore 50^\circ + \angle P = 180^\circ$

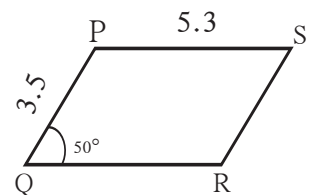
$\therefore \angle P = 180^\circ - 50^\circ = 130^\circ$

Now ,  $\angle P = \angle R$  and  $\angle Q = \angle S$  .....opposite angles of a parallelogram.

$\therefore \angle R = 130^\circ$  and  $\angle S = 50^\circ$

Similarly,  $PS = QR$  and  $PQ = SR$  .....opposite sides of a parallelogram.

$\therefore QR = 5.3$  and  $SR = 3.5$



**Fig. 5.10**

**Ex (2)**  $\square ABCD$  is a parallelogram. If  $\angle A = (4x + 13)^\circ$  and  $\angle D = (5x - 22)^\circ$  then find the measures of  $\angle B$  and  $\angle C$ .

**Solution :** Adjacent angles of a parallelogram are supplementary.

$\angle A$  and  $\angle D$  are adjacent angles.

$$\therefore (4x + 13)^\circ + (5x - 22)^\circ = 180$$

$$\therefore 9x - 9 = 180$$

$$\therefore 9x = 189$$

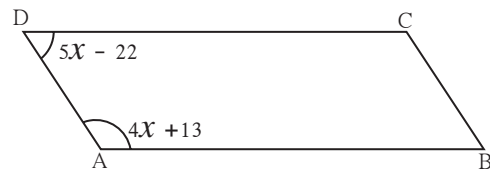
$$\therefore x = 21$$

$$\therefore \angle A = 4x + 13 = 4 \times 21 + 13 = 84 + 13 = 97^\circ$$

$$\angle D = 5x - 22 = 5 \times 21 - 22 = 105 - 22 = 83^\circ$$

$$\therefore \angle C = 97^\circ$$

$$\therefore \angle B = 83^\circ$$

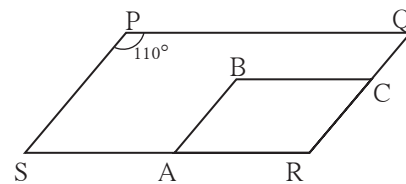


**Fig. 5.11**

### Practice set 5.1

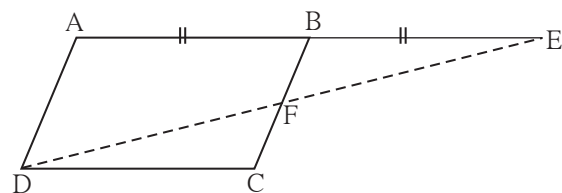
- Diagonals of a parallelogram WXYZ intersect each other at point O. If  $\angle XYZ = 135^\circ$  then what is the measure of  $\angle XWZ$  and  $\angle YZW$  ?  
If  $l(OY) = 5$  cm then  $l(WY) = ?$
- In a parallelogram ABCD, If  $\angle A = (3x + 12)^\circ$ ,  $\angle B = (2x - 32)^\circ$  then find the value of  $x$  and then find the measures of  $\angle C$  and  $\angle D$ .
- Perimeter of a parallelogram is 150 cm. One of its sides is greater than the other side by 25 cm. Find the lengths of all sides.
- If the ratio of measures of two adjacent angles of a parallelogram is 1 : 2, find the measures of all angles of the parallelogram.
- \* Diagonals of a parallelogram intersect each other at point O. If  $AO = 5$ ,  $BO = 12$  and  $AB = 13$  then show that  $\square ABCD$  is a rhombus.

- In the figure 5.12,  $\square PQRS$  and  $\square ABCR$  are two parallelograms.  
If  $\angle P = 110^\circ$  then find the measures of all angles of  $\square ABCR$ .



**Fig. 5.12**

- In figure 5.13  $\square ABCD$  is a parallelogram. Point E is on the ray AB such that  $BE = AB$  then prove that line ED bisects seg BC at point F.



**Fig. 5.13**



### Let's recall.

#### Tests for parallel lines

1. If a transversal intersects two lines and a pair of corresponding angles is congruent then those lines are parallel.
2. If a transversal intersects two lines and a pair of alternate angles is congruent then those two lines are parallel.
3. If a transversal intersects two lines and a pair of interior angles is supplementary then those two lines are parallel.



### Let's learn.

#### Tests for parallelogram

Suppose, in  $\square PQRS$ ,  $PS = QR$  and  $PQ = SR$  and we have to prove that  $\square PQRS$  is a parallelogram. To prove it, which pairs of sides of  $\square PQRS$  should be shown parallel ?

Which test can we use to show the sides parallel ? Which line will be convenient as a transversal to obtain the angles necessary to apply the test ?




Fig. 5.14

**Theorem :** If pairs of opposite sides of a quadrilateral are congruent then that quadrilateral is a parallelogram.

**Given :** In  $\square PQRS$   
 side  $PS \cong$  side  $QR$   
 side  $PQ \cong$  side  $SR$

**To prove :**  $\square PQRS$  is a parallelogram.

**Construction :** Draw diagonal  $PR$ .

**Proof :** In  $\triangle SPR$  and  $\triangle QRP$   
 side  $PS \cong$  side  $QR$  .....given  
 side  $SR \cong$  side  $QP$  ..... given  
 side  $PR \cong$  side  $RP$  ..... common side  
 $\therefore \triangle SPR \cong \triangle QRP$  ..... sss test  
 $\therefore \angle SPR \cong \angle QRP$  ..... c.a.c.t.  
 Similarly,  $\angle PRS \cong \angle RPQ$  ..... c.a.c.t.

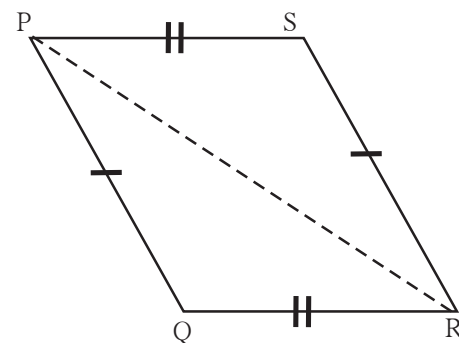


Fig. 5.15

$\angle SPR$  and  $\angle QRP$  are alternate angles formed by the transversal  $PR$  of seg  $PS$  and seg  $QR$ .

∴ side PS  $\parallel$  side QR .....(I) alternate angles test for parallel lines.

Similarly  $\angle PRS$  and  $\angle RPQ$  are the alternate angles formed by transversal PR of seg PQ and seg SR.

∴ side PQ  $\parallel$  side SR .....(II) .....alternate angle test

∴ from (I) and (II)  $\square PQRS$  is a parallelogram.

On page 56, two methods to draw a parallelogram are given. In the second method actually we have drawn a quadrilateral of which opposite sides are equal. Did you now understand why such a quadrilateral is a parallelogram ?

**Theorem :** If both the pairs of opposite angles of a quadrilateral are congruent then it is a parallelogram.




Fig. 5.16

**Given :** In  $\square EFGH$   $\angle E \cong \angle G$   
and  $\angle \dots \cong \angle \dots$

**To prove :**  $\square EFGH$  is a .....

**Proof :** Let  $\angle E = \angle G = x$  and  $\angle H = \angle F = y$

Sum of all angles of a quadrilateral is .....

∴  $\angle E + \angle G + \angle H + \angle F = \dots$

∴  $x + y + \dots + \dots = \dots$

∴  $\square x + \square y = \dots$

∴  $x + y = 180^\circ$

∴  $\angle G + \angle H = \dots$

$\angle G$  and  $\angle H$  are interior angles formed by transversal HG of seg HE and seg GF.

∴ side HE  $\parallel$  side GF ..... (I) interior angle test for parallel lines.

Similarly,  $\angle G + \angle F = \dots$

∴ side .....  $\parallel$  side ..... (II) interior angle test for parallel lines.

∴ From (I) and (II),  $\square EFGH$  is a .....

**Theorem** : If the diagonals of a quadrilateral bisect each other then it is a parallelogram.

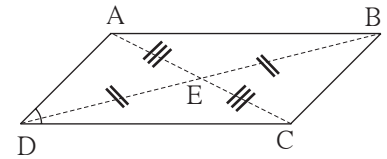
**Given** : Diagonals of  $\square ABCD$  bisect each other in the point E.

It means  $\text{seg } AE \cong \text{seg } CE$

and  $\text{seg } BE \cong \text{seg } DE$

**To prove** :  $\square ABCD$  is a parallelogram.

**Proof** : Find the answers for the following questions and write the proof of your own.



**Fig. 5.17**

1. Which pair of alternate angles should be shown congruent for proving  $\text{seg } AB \parallel \text{seg } DC$  ? Which transversal will form a pair of alternate angles ?
2. Which triangles will contain the alternate angles formed by the transversal?
3. Which test will enable us to say that the two triangles congruent ?
4. Similarly, can you prove that  $\text{seg } AD \parallel \text{seg } BC$ ?

**The three theorems above are useful to prove that a given quadrilateral is a parallelogram. Hence they are called as tests of a parallelogram.**

One more theorem which is useful as a test for parallelogram is given below.

**Theorem** : A quadrilateral is a parallelogram if a pair of its opposite sides is parallel and congruent.

**Given** : In  $\square ABCD$

$\text{seg } CB \cong \text{seg } DA$  and  $\text{seg } CB \parallel \text{seg } DA$

**To prove** :  $\square ABCD$  is a parallelogram.

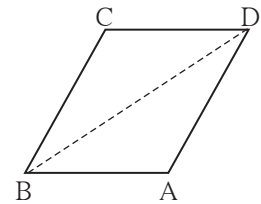
**Construction** : Draw diagonal BD.

Write the complete proof which is given in short.

$\triangle CBD \cong \triangle ADB$  .....SAS test

$\therefore \angle CDB \cong \angle ABD$  ..... c.a.c.t.

$\therefore \text{seg } CD \parallel \text{seg } BA$  ..... alternate angle test for parallel lines



**Fig. 5.18**



**Remember this !**

- A quadrilateral is a parallelogram if its pairs of opposite angles are congruent.
  - A quadrilateral is a parallelogram if its pairs of opposite sides are congruent.
  - A quadrilateral is a parallelogram if its diagonals bisect each other.
  - A quadrilateral is a parallelogram if a pair of its opposite sides is parallel and congruent.
- These theorems are called tests for parallelogram.



**Let's recall.**

Lines in a note book are parallel. Using these lines how can we draw a parallelogram ?

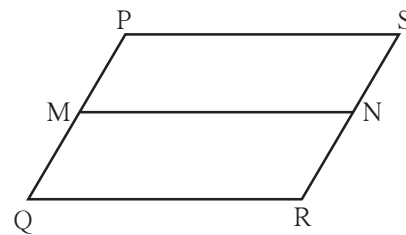
**Solved examples -**

**Ex (1)** □PQRS is parallelogram. M is the midpoint of side PQ and N is the mid point of side RS. Prove that □PMNS and □MQRN are parallelograms.

**Given** : □ PQRS is a parallelogram.  
M and N are the midpoints of side PQ and side RS respectively.

**To prove** : □PMNS is a parallelogram.  
□MQRN is a parallelogram.

**Proof** : side PQ  $\parallel$  side SR  
 $\therefore$  side PM  $\parallel$  side SN ..... ( $\because$  P-M-Q; S-N-R) .....(I)  
 side PQ  $\cong$  side SR.  
 $\therefore \frac{1}{2}$  side PQ =  $\frac{1}{2}$  side SR  
 $\therefore$  side PM  $\cong$  side SN ..... ( $\because$  M and N are midpoints.).....(II)  
 $\therefore$  From (I) and (II), □PMNQ is a parallelogram,  
 Similarly, we can prove that □MQRN is parallelogram.

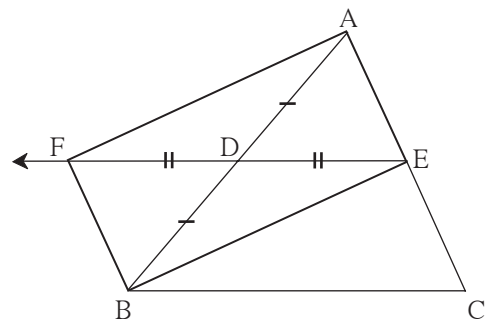


**Fig. 5.19**

**Ex (2)** Points D and E are the midpoints of side AB and side AC of  $\Delta$  ABC respectively. Point F is on ray ED such that ED = DF. Prove that □AFBE is a parallelogram. For this example write 'given' and 'to prove' and complete the proof given below.

**Given** : -----  
**To prove** : -----

**Proof** : seg AB and seg EF are  of □AFBE.  
 seg AD  $\cong$  seg DB.....  
 seg   $\cong$  seg  .....construction.  
 $\therefore$  Diagonals of □AFBE  each other  
 $\therefore$  □AFBE is a parallelogram ...by  test.



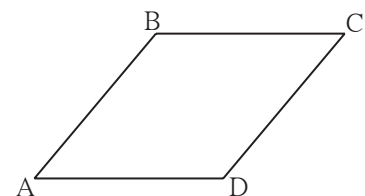
**Fig. 5.20**

**Ex (3)** Prove that every rhombus is a parallelogram.

**Given** : □ABCD is a rhombus.

**To prove** : □ABCD is parallelogram.

**Proof** : seg AB  $\cong$  seg BC  $\cong$  seg CD  $\cong$  seg DA (given)  
 $\therefore$  side AB  $\cong$  side CD and side BC  $\cong$  side AD  
 $\therefore$  □ABCD is a parallelogram..... opposite side test for parallelogram



**Fig. 5.21**



**Theorem :** Diagonals of a rectangle are congruent.

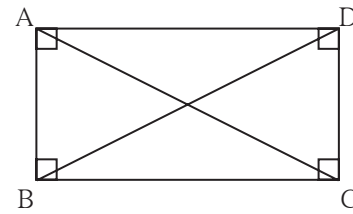
**Given :**  $\square ABCD$  is a rectangle.

**To prove :** Diagonal  $AC \cong$  diagonal  $BD$

**Proof :** Complete the proof by giving suitable reasons.

$\triangle ADC \cong \triangle DAB$  ..... SAS test

$\therefore$  diagonal  $AC \cong$  diagonal  $BD$ ..... c.s.c.t.



**Fig. 5.26**

**Theorem :** Diagonals of a square are congruent.

Write 'Given', 'To prove' and 'proof' of the theorem.

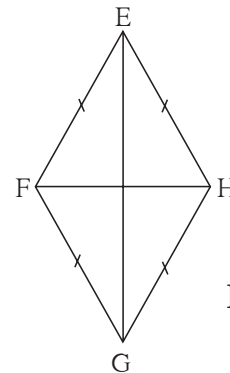
**Theorem :** Diagonals of a rhombus are perpendicular bisectors of each other.

**Given :**  $\square EFGH$  is a rhombus

**To prove :** (i) Diagonal  $EG$  is the perpendicular bisector of diagonal  $HF$ .

(ii) Diagonal  $HF$  is the perpendicular bisector of diagonal  $EG$ .

**Proof :** (i)  $\left. \begin{array}{l} \text{seg } EF \cong \text{seg } EH \\ \text{seg } GF \cong \text{seg } GH \end{array} \right\} \text{ given}$



**Fig. 5.27**

Every point which is equidistant from end points of a segment is on the perpendicular bisector of the segment.

$\therefore$  point  $E$  and point  $G$  are on the perpendicular bisector of seg  $HF$ .

One and only one line passes through two distinct points.

$\therefore$  line  $EG$  is the perpendicular bisector of diagonal  $HF$ .

$\therefore$  diagonal  $EG$  is the perpendicular bisector of diagonal  $HF$ .

(ii) Similarly, we can prove that diagonal  $HF$  is the perpendicular bisector of  $EG$ .

Write the proofs of the following statements.

- Diagonals of a square are perpendicular bisectors of each other.
- Diagonals of a rhombus bisect its opposite angles.
- Diagonals of a square bisect its opposite angles.



**Remember this !**

- Diagonals of a rectangle are congruent.
- Diagonals of a square are congruent.
- Diagonals of a rhombus are perpendicular bisectors of each other.
- Diagonals of a rhombus bisect the pairs of opposite angles.
- Diagonals of a square are perpendicular bisectors of each other.
- Diagonals of a square bisect opposite angles.



### Solved examples

**Ex (1)** Measures of angles of  $\square ABCD$  are in the ratio 4 : 5 : 7 : 8. Show that  $\square ABCD$  is a trapezium.

**Solution :** Let measures of  $\angle A$ ,  $\angle B$ ,  $\angle C$  and  $\angle D$  are  $(4x)^\circ$ ,  $(5x)^\circ$ ,  $(7x)^\circ$ , and  $(8x)^\circ$  respectively.

Sum of all angles of a quadrilateral is  $360^\circ$ .

$$\therefore 4x + 5x + 7x + 8x = 360$$

$$\therefore 24x = 360 \quad \therefore x = 15$$

$$\angle A = 4 \times 15 = 60^\circ, \quad \angle B = 5 \times 15 = 75^\circ, \quad \angle C = 7 \times 15 = 105^\circ,$$

$$\text{and } \angle D = 8 \times 15 = 120^\circ$$

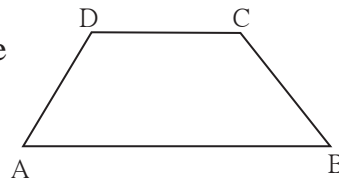
$$\text{Now, } \angle B + \angle C = 75^\circ + 105^\circ = 180^\circ$$

$$\therefore \text{side } CD \parallel \text{side } BA \dots\dots (I)$$

$$\text{But } \angle B + \angle A = 75^\circ + 60^\circ = 135^\circ \neq 180^\circ$$

$$\therefore \text{side } BC \text{ and side } AD \text{ are not parallel } \dots\dots (II)$$

$$\therefore \square ABCD \text{ is a trapezium. } \dots\dots [\text{from (I) and (II)}]$$



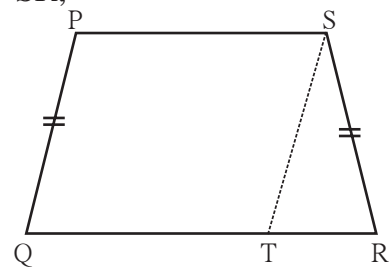
**Fig. 5.30**

**Ex (2)** In  $\square PQRS$ , side  $PS \parallel$  side  $QR$  and side  $PQ \cong$  side  $SR$ , side  $QR >$  side  $PS$  then prove that  $\angle PQR \cong \angle SRQ$

**Given :** In  $\square PQRS$ , side  $PS \parallel$  side  $QR$ ,  
side  $PQ \cong$  side  $SR$  and side  $QR >$  side  $PS$ .

**To prove :**  $\angle PQR \cong \angle SRQ$

**Construction :** Draw the segment parallel to side  $PQ$  through the point  $S$  which intersects side  $QR$  in  $T$ .



**Fig. 5.31**

**Proof :** In  $\square PQRS$ ,

seg  $PS \parallel$  seg  $QT$  .....given

seg  $PQ \parallel$  seg  $ST$  .....construction

$\therefore \square PQTS$  is a parallelogram

$\therefore \angle PQT \cong \angle STR$  ..... corresponding angles (I)

and seg  $PQ \cong$  seg  $ST$  .....opposite sides of parallelogram

But seg  $PQ \cong$  seg  $SR$  .....given

$\therefore$  seg  $ST \cong$  seg  $SR$

$\therefore \angle STR \cong \angle SRT$ .....isosceles triangle theorem (II)

$\therefore \angle PQT \cong \angle SRT$  .....[from (I) and (II)]

$\therefore \angle PQR \cong \angle SRQ$

Hence, it is proved that base angles of an isosceles trapezium are congruent.



$$PQ = \frac{1}{2} PR \quad \dots\dots \text{(construction)}$$

$$\therefore PQ = \frac{1}{2} BC \quad \because PR = BC$$

### Converse of midpoint theorem

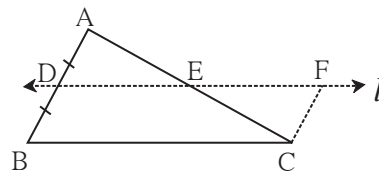
**Theorem :** If a line drawn through the midpoint of one side of a triangle and parallel to the other side then it bisects the third side.

For this theorem ‘Given’, ‘To prove’, ‘construction’ is given below. Try to write the proof.

**Given :** Point D is the midpoint of side AB of  $\triangle ABC$ . Line  $l$  passing through the point D and parallel to side BC intersects side AC in point E.

**To prove :**  $AE = EC$

**Construction :** Draw a line parallel to seg AB passing through the point C. Name the point of intersection where this line and line  $l$  will intersect as F.



**Fig. 5.35**

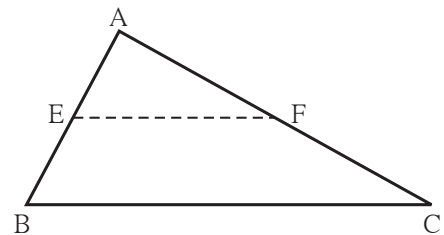
**Proof :** Use the construction and line  $l \parallel$  seg BC which is given. Prove  $\triangle ADE \cong \triangle CFE$  and complete the proof.

**Ex (1)** Points E and F are mid points of seg AB and seg AC of  $\triangle ABC$  respectively. If  $EF = 5.6$  then find the length of BC.

**Solution :** In  $\triangle ABC$ , point E and F are midpoints of side AB and side AC respectively.

$$EF = \frac{1}{2} BC \quad \dots\dots\text{midpoint theorem}$$

$$5.6 = \frac{1}{2} BC \quad \therefore BC = 5.6 \times 2 = 11.2$$



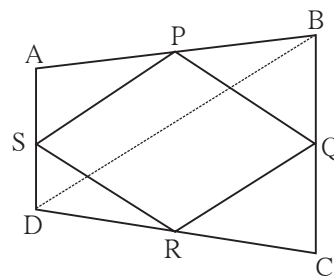
**Fig. 5.36**

**Ex (2)** Prove that the quadrilateral formed by joining the midpoints of sides of a quadrilateral in order is a parallelogram.

**Given :**  $\square ABCD$  is a quadrilateral.  
P, Q, R, S are midpoints of the sides AB, BC, CD and AD respectively.

**To prove :**  $\square PQRS$  is a parallelogram.

**Construction :** Draw diagonal BD

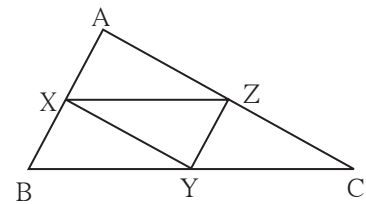


**Fig. 5.37**

**Proof** : In  $\triangle ABD$ , the midpoint of side AD is S and the midpoint of side AB is P.  
 $\therefore$  by midpoint theorem,  $PS \parallel DB$  and  $PS = \frac{1}{2} BD$  ..... (1)  
 In  $\triangle DBC$  point Q and R are midpoints of side BC and side DC respectively.  
 $\therefore QR \parallel BD$  and  $QR = \frac{1}{2} BD$  .....by midpoint theorem (2)  
 $\therefore PS \parallel QR$  and  $PS = QR$  ..... from (1) and (2)  
 $\therefore \square PQRS$  is a parallelogram.

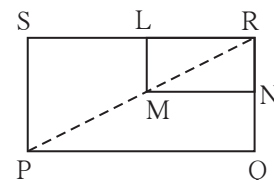
**Practice set 5.5**

1. In figure 5.38, points X, Y, Z are the midpoints of side AB, side BC and side AC of  $\triangle ABC$  respectively.  $AB = 5$  cm,  $AC = 9$  cm and  $BC = 11$  cm. Find the length of XY, YZ, XZ.



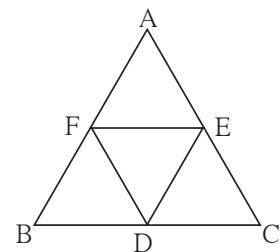
**Fig. 5.38**

2. In figure 5.39,  $\square PQRS$  and  $\square MNRL$  are rectangles. If point M is the midpoint of side PR then prove that, (i)  $SL = LR$ , (ii)  $LN = \frac{1}{2} SQ$ .



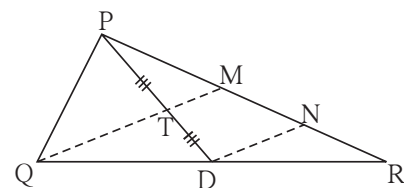
**Fig. 5.39**

3. In figure 5.40,  $\triangle ABC$  is an equilateral triangle. Points F, D and E are midpoints of side AB, side BC, side AC respectively. Show that  $\triangle FED$  is an equilateral triangle.



**Fig. 5.40**

4. In figure 5.41, seg PD is a median of  $\triangle PQR$ . Point T is the mid point of seg PD. Produced QT intersects PR at M. Show that  $\frac{PM}{PR} = \frac{1}{3}$ .  
 [Hint : draw  $DN \parallel QM$ .]



**Fig. 5.41**

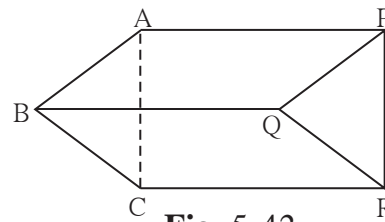
**Problem set 5**

1. Choose the correct alternative answer and fill in the blanks.  
 (i) If all pairs of adjacent sides of a quadrilateral are congruent then it is called ....  
 (A) rectangle (B) parallelogram (C) trapezium, (D) rhombus

- (ii) If the diagonal of a square is  $12\sqrt{2}$  cm then the perimeter of square is .....
- (A) 24 cm (B)  $24\sqrt{2}$  cm (C) 48 cm (D)  $48\sqrt{2}$  cm
- (iii) If opposite angles of a rhombus are  $(2x)^\circ$  and  $(3x - 40)^\circ$  then value of  $x$  is ...
- (A)  $100^\circ$  (B)  $80^\circ$  (C)  $160^\circ$  (D)  $40^\circ$

- Adjacent sides of a rectangle are 7 cm and 24 cm. Find the length of its diagonal.
- If diagonal of a square is 13 cm then find its side.
- Ratio of two adjacent sides of a parallelogram is 3:4, and its perimeter is 112 cm. Find the length of its each side.
- Diagonals PR and QS of a rhombus PQRS are 20 cm and 48 cm respectively. Find the length of side PQ.
- Diagonals of a rectangle PQRS are intersecting in point M. If  $\angle QMR = 50^\circ$  then find the measure of  $\angle MPS$ .
- In the adjacent Figure 5.42, if

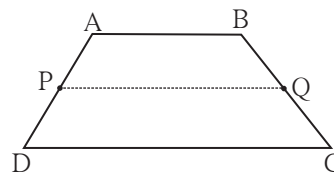
seg AB  $\parallel$  seg PQ, seg AB  $\cong$  seg PQ,  
 seg AC  $\parallel$  seg PR, seg AC  $\cong$  seg PR  
 then prove that,  
 seg BC  $\parallel$  seg QR and seg BC  $\cong$  seg QR.



**Fig. 5.42**

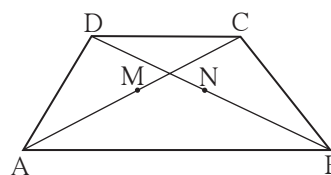
- In the Figure 5.43,  $\square ABCD$  is a trapezium. AB  $\parallel$  DC. Points P and Q are midpoints of seg AD and seg BC respectively. Then prove that, PQ  $\parallel$  AB and

$$PQ = \frac{1}{2}(AB + DC).$$



**Fig. 5.43**

- In the adjacent figure 5.44,  $\square ABCD$  is a trapezium. AB  $\parallel$  DC. Points M and N are midpoints of diagonal AC and DB respectively then prove that MN  $\parallel$  AB.



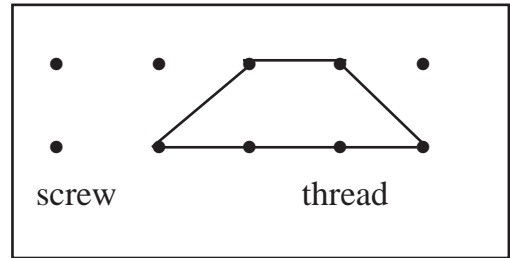
**Fig. 5.44**

**Activity**

**To verify the different properties of quadrilaterals**

**Material :** A piece of plywood measuring about 15 cm × 10 cm, 15 thin screws, twine, scissors.

**Note :** On the plywood sheet, fix five screws in a horizontal row keeping a distance of 2cm between any two adjacent screws. Similarly make two more rows of screws exactly below the first one. Take care that the vertical distance between any two adjacent screws is also 2cm.



**Fig. 5.45**

With the help of the screws, make different types of quadrilaterals of twine. Verify the properties of sides and angles of the quadrilaterals.

**Additional information**

**You know the property that the point of concurrence of medians of a triangle divides the medians in the ratio 2 : 1. Proof of this property is given below.**

**Given :** seg AD and seg BE are the medians of  $\Delta ABC$  which intersect at point G.

**To prove:**  $AG : GD = 2 : 1$

**Construction :** Take point F on ray AD such that  $G-D-F$  and  $GD = DF$

**Proof :** Diagonals of  $\square BGCF$  bisect each other  
 .... given and construction

$\therefore \square BGCF$  is a parallelogram.

$\therefore \text{seg } BE \parallel \text{seg } FC$

Now point E is the midpoint of side AC of  $\Delta AFC$  . ..... given

$\text{seg } EB \parallel \text{seg } FC$

Line passing through midpoint of one side and parallel to the other side bisects the third side.

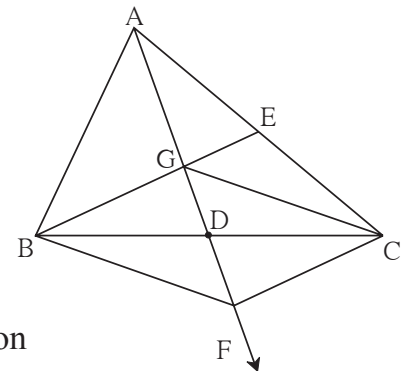
$\therefore$  point G is the midpoint of side AF.

$\therefore AG = GF$

But  $GF = 2GD$  ..... construction

$\therefore AG = 2GD$

$\therefore \frac{AG}{GD} = \frac{2}{1}$  i.e.  $AG : GD = 2 : 1$



**Fig. 5.46**

