

1. Listen, repeat and read with me.

سنیے، دہرائیے اور میرے ساتھ پڑھیے۔ 05



When you drop me on the floor  
I get stepped on - my sides are sore;

Torn-out pages make me groan;  
I feel dizzy if I'm thrown;

Every mark and every stain  
On my covers gives me pain;

Please don't bend me, if you do  
I don't want to talk to you;

But we will both be friends together,  
If you protect me from the weather

And keep me clean so that I look  
A tidy, neat and happy book.



2. Present the poem with proper actions.

مناسب حرکات و سکنات کے ساتھ نظم پیش کیجیے۔

01

3. Say what happens when –

بتائیے کہ ایسے موقع پر کیا ہوگا۔

011

012

- you drop a book on the floor.

- you put marks and stains on a book's cover.

- you tear out pages from a book. - you throw a book.

4. Say what you will do to make your books happy.

اپنی کتابوں کو خوش رکھنے کے لیے آپ کیا کریں گے؟

012



A man in Alabama had gone out for a walk. Suddenly, his foot slipped over the mud on the road. His clothes were splashed with mud. He took out his handkerchief and began to clean his clothes. He wiped off all the mud. But he saw that there were stains on his clothes, and what's more, the stains were blue! The handkerchief, too, had turned blue. He washed the handkerchief. But the blue stains were still there. They could not be washed off.



This man was no ordinary man. He was George Washington Carver, the famous scientist. A true scientist wants to study everything – even mud stains! Carver rushed to his lab and tested the mud stains and the soil. After many tests, he learnt how to make good quality blue paint from the soil. A church in that town needed paint. Carver's students painted the church

with this lovely blue paint. No one could believe that the paint was made from the soil under their feet!

★★★

George Washington Carver was born in 1861. His parents were slaves. His family worked on a farm in America. He lost both his parents when he was still a baby.

Carver loved plants even as a child. He cared for them. He understood what the plants wanted, what was wrong with them.

Soon, people around the farm began to call the young boy 'plant doctor'.

Young Carver wanted to go to school and then college. But he was a Black boy. Many schools and colleges in those days did not take Black students. Carver did not lose heart. He went from place to place. He found a college where he could study. He studied hard and became a scientist.

★★★

After a few months, Carver went to teach at the Tuskegee Institute in Alabama. This Institute was for Black students. Carver worked there all his life.


On the first day, Carver told his students, “Let us start a new project today. We will all go out and collect cans, bottles, boxes, pots and pans which people have thrown away. From these, we will make simple instruments and set up our laboratory.”

And soon, Carver set up his laboratory. In this laboratory, he found new uses for these ‘useless’ things. He showed his students that one does not have to spend a lot of money to do great things.



Carver wanted to help the poor farmers who had small farms in Alabama. He showed them how to get good crops. These farmers grew plants like cotton because there was profit in it. But cotton made the soil poor. Carver told them to grow crops like peanuts and beans. These crops made the soil rich again. The farmers got very good crops. In fact, the crops were so good that the farmers did not know what to do with so much of them !

Again, Carver went to work. He began to look for new uses for these plants. Can you imagine how many uses he found ? From peanuts, he made sugar, ink, boot-polish, colours, soap,



paper, tiles, butter, plastic, milk, ... as many as 300 things ! From sweet potato, he made as many as 118 things. Soon, these crops were in great demand and the farmers were happy.

This great scientist died in 1943. The place where he worked is now turned into a ‘museum’.



2. Find the meaning of the following words from a dictionary.

ذیل کے الفاظ کے معنی لغت میں تلاش کیجیے۔

- stain
- slave
- laboratory
- demand
- museum

3. List the following from the passage.

عبارت کی مدد سے ذیل کی اشیا کی الگ الگ فہرست بنائیے۔

- food items
- everyday things
- words related with studies

4. Rearrange the following events in the proper order. Use the points to make a chart of the life-sketch of George Washington Carver.

ذیل کے واقعات کو صحیح ترتیب دیجیے۔ ان نکات کی مدد سے  
جارج واشنگٹن کارور کی سوانح کا جدول بنائیے۔

1. Went to teach at the Tuskegee Institute in Alabama
2. Lost his parents
3. Was born in 1861
4. Loved plants as a child
5. People called him 'plant doctor'
6. Went from place to place to find a college
7. Died in 1943
8. Helped farmers in Alabama to make their soil rich
9. Found many uses for peanuts and sweet potato

5. Write a note on Carver in your mother tongue.

اپنی مادری زبان میں کارور پر ایک نوٹ لکھیے۔



1. Look around, think and frame at least 25 questions.

اپنے ارد گرد نظر دوڑائیے، غور کیجیے اور کم از کم  
۲۵ سوالات بنائیے۔



- How does/do ..... ?
- What do/does ..... ?
- When do/does ..... ?
- Who ..... ?
- Why do/does/did ..... ?
- Where do/does ..... ?

2. Form groups of five. Compare your questions, and keep adding to your list till each one has a set of 25 **different** questions. You may make use of the beginnings given above.

پانچ پانچ طلبہ کا گروہ بنائیے۔ ایک دوسرے کے سوالات پڑھ کر، ہر ایک کے پاس ۲۵ مختلف سوالات کی فہرست بننے تک اس میں اضافہ کرتے رہیے۔ سوال بناتے وقت اوپر دیے ہوئے (سوالیہ جملے کی ابتدا میں آنے والے) لفظ/الفاظ استعمال کیے جاسکتے ہیں۔

Your group will have a 'Question Bank' of 125 questions.

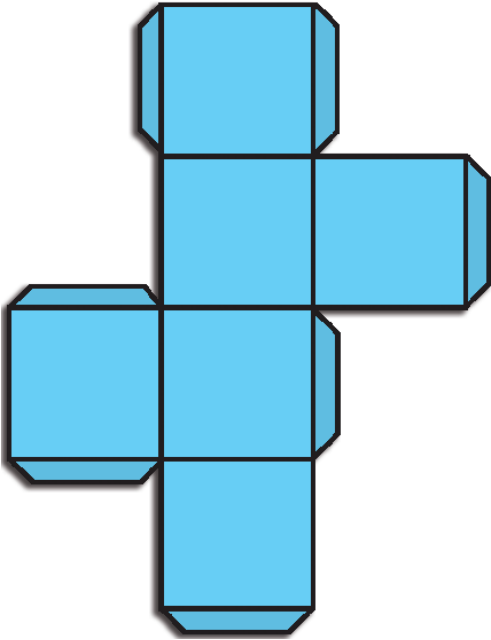
آپ کے گروہ کے پاس ۱۲۵ سوالات کا ذخیرہ ہو جائے گا۔



• Listen, read, make and play.

سننے، پڑھیے، بنائیے اور کھیلیے۔

03



You have studied 'nets' in mathematics.

Copy this 'cube net' on a cardsheet.

Cut out the net along with the flaps.

Fold the flaps inside and make a cube.

Unfold.

Cut out one more net in the same way.

Now write the following words on the net,  
one word in each square.

**Net 1 :**

green pink blue yellow violet orange

**Net 2 :**

square circle diamond oval kite rectangle

Now put some glue on the flaps of one net and  
stick them on to the sides to make a cube.

Let the glue dry.

Repeat the process to make the other cube.

Your dice are ready!

Now make groups of 5-8 and play the game  
given on the back cover of this book.

**How to play :** Use the 'board' given on the back cover.

A player throws the dice.

See the words on the top sides of the dice,  
for example, 'green' and 'square'.

The player has to read the action given in the green square and  
perform it in 1 minute.

Then, he/she gets 1 mark.

The star means you get 1 mark without doing anything.

The player with the highest marks is the winner!

Now go ahead and play!

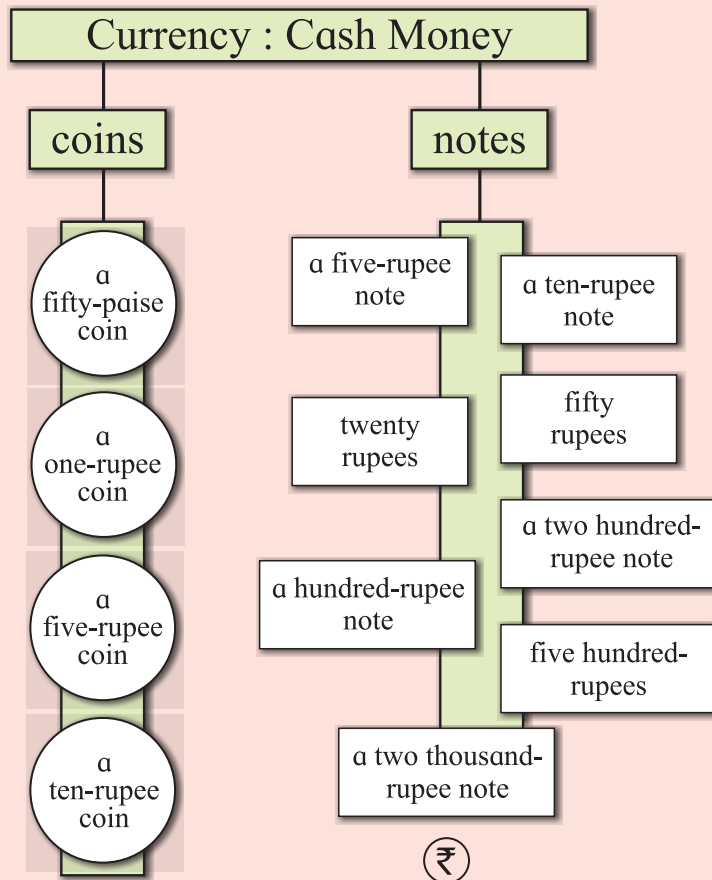
Wish you all the best!



We all need money to buy things and to pay people who work for us.

But what is 'money'?  
Who invented 'money'?

Today, we see money in the form of coins and notes.



These are the coins and notes we use in India.  
But different countries use different coins and notes.  
Their money is known by different names.

In the United States, they use (\$) dollars.

In England, they use (£) pounds.

But long, long ago, people did not use coins and notes.  
They exchanged one thing for another.  
This was known as 'barter'.

It may seem unbelievable, but long ago  
people even used special stones as money!  
Imagine how difficult it must have been  
to carry this money!

People also used bricks of salt, shells and  
cowries as money in the past.

They gave grain, farm produce, cattle, goats,  
chickens, etc. in return for things like  
clothes, tools and implements or as wages.

Then they began to use bits of precious metals  
like gold, silver and copper as money.  
It was easier to carry this money around.



Paper money was first used in China  
about 1000 years ago.

Paper money or notes have no value  
of their own, but a note is a 'promise'  
to give that much money.

These notes are printed by the government.  
No one else is allowed to print notes.

You must use your money carefully.  
You should not write on the notes or tear or  
crumple the notes, or damage them in any way.

You should also be careful when you spend money.  
People have to work hard to earn money!



\*\*\* (As updated on 09.08.2019)

2. Write a short note on 'money' in your mother tongue.

اپنی مادری زبان میں 'پیسے' پر ایک مختصر اقتباس لکھیے۔

P8

3. Look at the diagram on page 80. It is called a tree diagram because it has 'branches'. Now read the following and draw a tree diagram to show this information.

صفحہ 80 کی شکل دیکھیے۔ شکل میں شاخیں ہونے کے سبب اسے 'tree diagram' کہتے ہیں۔ اب ذیل کا اقتباس پڑھیے اور اس میں دی ہوئی معلومات بتانے کے لیے ایک 'tree diagram' بنائیے۔

W8

Things in our surroundings form two groups – living things and non-living things. Living things are of two kinds, plants and animals. There are two types of plants – flowering plants and non-flowering plants. If we consider animals, we see that some animals lay eggs. They are oviparous animals. Some animals give birth to their young ones. They are viviparous animals.

Find more topics from your Environmental Studies or Mathematics textbooks for drawing tree diagrams. Draw the diagrams and add the words in English.

ماحول کا مطالعہ یا ریاضی مضمون کی درسی کتابوں میں سے 'tree diagrams' بنانے کے لیے مزید موضوع تلاش کیجیے۔ شکلیں بنائیے اور ان میں انگریزی الفاظ لکھیے۔

W8

4. Make meaningful sentences from the following table.

ذیل کی جدول کی مدد سے با معنی جملے بنائیے۔

W9

- She was tired
- She wanted to buy a car
- He was angry
- He did not know the answer
- They did not have money
- He did not read the book

but

- she finished her homework.
- she had no money.
- he did not fight.
- he did not copy his friend's answer.
- they lived happily.
- he knew the story.



1. Listen, repeat and read with me. سنیے، دہرائیے اور میرے ساتھ پڑھیے۔

O5

Hundreds of stars  
in the pretty sky,  
Hundreds of shells  
on the shore together,  
Hundreds of birds  
that go singing by,  
Hundreds of lambs  
in the sunny weather.

Hundreds of dewdrops  
to greet the dawn,  
Hundreds of bees  
in the purple clover,  
Hundreds of butterflies  
on the lawn,  
But only one mother  
the wide world over.

– George Cooper



2. Recite the poem with proper intonation.

ترنم کے ساتھ نظم پیش کیجیے۔

O1

3. Find the meanings of the following from a dictionary.

ذیل کے الفاظ کے معنی لغت میں تلاش کیجیے۔

- sunny
- weather
- dewdrops
- purple
- clover

4. What other things can you think of that you see in hundreds?

اور کون کون سی چیزیں آپ کو سینکڑوں میں نظر آتی ہیں؟  
(انگریزی میں کہیے)

O15

5. What else can you think of that is only one of its kind?

اور کون کون سی چیزیں ہیں جو صرف ایک ہوتی ہیں؟  
(انگریزی میں کہیے)

O15

1. Look at the following pictures. Read the conversations given on the opposite page. Then match the conversations and the pictures by giving them appropriate numbers.

ذیل کی تصویریں دیکھیے۔ سامنے کے صفحے پر دیے ہوئے مکالمے پڑھیے۔ مناسب نمبر دے کر مکالمے اور تصویروں کی جوڑیاں لگائیے۔

O12 O6



**A** : Good morning, Aaji.  
How can I help you ?

**B** : I want to buy rice for the whole year. Show me the varieties you have and tell me the prices.

**A** : Aaji, this variety is good.  
Don't worry about the price.  
It is not very costly.

**A** : Here are your potatoes.  
Would you like to buy tomatoes?

These are nice and fresh.

**B** : Sure. Wait. I'll give you another bag for the tomatoes.

**A** : Grandpa, the bubbles look so lovely! Can we buy the bubble-maker?

**B** : Why not? Let's buy three.  
Two for you children and one for me!

**A** : Hello, Uncle. Mother has sent this list of grocery items for the month. Can you deliver them today?

**B** : Sure. We'll deliver them today.

**A** : Do you like roasted corn-cobs?

**B** : Oh, I love them with salt and lemon-juice.

**A** : Let's see at what price he is selling them.

**A** : Have you tried these cakes?  
They're so delicious.

**B** : This is a new cake shop, isn't it?  
But I'm not very fond of cakes.

**A** : Give me some tomatoes.

**B** : Where's your bag?

**A** : I don't have one.  
Give me a plastic carry-bag.

**B** : Sorry. I don't keep plastic carry-bags.

**A** : Please give us two full glasses.  
And don't put ice in the juice.

**B** : But, Mamma, I want some ice in my juice.

**A** : OK, put just a little ice in each glass.

2. Enact these conversations. You may make your own additions or suitable changes in the conversations.

مکالموں کو ڈرامائی انداز میں پیش کیجیے۔ آپ اپنے طور پر اس میں مزید اضافہ یا مناسب رد و بدل کر سکتے ہیں۔

O13

P6

1. Listen carefully and read aloud.

غور سے سنیے اور بلند آواز سے پڑھیے۔

O5

O4

At the time of King Ashoka, a new temple was being built in the capital city. All the people in the capital helped to build the temple. They tried their best to make it strong and beautiful.

Rich people gave their money. Workmen put in their best work. Others helped to prepare the stones, and cut the timber. Everyone helped to build the great temple.

One day, an old man came to offer his help. He was Jaikishan, the stone carver. He carved beautiful figures and designs in stone. Now he was old, and his hands





shook a little. Yet, he was a good workman. He took great care with his work.

Jaikishan was told to carve the figure of a *devadoota* in a corner. This corner of the temple was nearly always dark. Here, no one would ever see the *devadoota* very clearly. People would only see the face of the *devadoota* clearly.

Jaikishan made a *devadoota* with a beautiful face. “But this is not enough,” he said. He went on carving. He carved the entire *devadoota* carefully. He carved very well. The garments of the *devadoota* were carved in stone, but they looked thin and soft.

One day a man came to that corner. He saw Jaikishan carving the *devadoota*. He saw how beautiful the carving looked. He saw how carefully and lovingly Jaikishan worked. The man smiled. He asked Jaikishan, “Why do you take such trouble with the garments? No one will see your work in this dark corner. No one will know who did it.”

“That may be,” said old Jaikishan, “But God can see my work even in this dark corner and he knows the workman, too.”

– Adapted from a story by John Martis

2. Tell the story in your mother tongue. اس کہانی کو اپنی مادری زبان میں سنائیے۔



P8

انگریزی جملوں کا پہلا حرف ہمیشہ کیپٹل (capital) لکھا جاتا ہے۔  
اسم خاص (نام) کا پہلا حرف بھی کیپٹل لکھتے ہیں۔

ایک سے زائد چیزیں، انسان، جانور، مقامات وغیرہ بتانے والے انگریزی الفاظ کے آخر میں اکثر -s، -es، یا -ies حروف لکھتے ہیں۔ مثال: cups, birds, bushes, buses, flies, stories.

**NOW I KNOW!**



an یا a ؟

انگریزی میں چیزوں، جانوروں، مقامات وغیرہ سے پہلے 'a' لگاتے ہیں۔ مثال:

a bag, a white duck, a big hill, a man.

لیکن اگر لفظ کی ابتدا میں کوئی حرف علت ہو تو 'a' کی بجائے 'an' لگاتے ہیں۔ مثال:

an ant, an axe, an angry man, an egg, an early bird, an ice cube, an umbrella, an hour (اُپر)

'کس کا' بتانے کے لیے 's' - استعمال کرتے ہیں۔ مثال:

Meena's doll, tiger's tail, children's books.

-s/-es پر ختم ہونے والے جمع کے الفاظ کے آخر میں صرف 'ا' لگاتے ہیں۔ مثال:

Rabbits' ears, Boys' School, Girls' Hostel.

اسم کے آخر میں s ہو تو صرف 's' یا 's' میں سے جو چاہیں استعمال کر سکتے ہیں۔ مثال:

یا Midas' daughter  
Midas's daughter.

موجودہ اور اکثر مواقع پر بولنے کے لیے یہ فقرے طے ہیں۔

I am	You are	He is	She is	It is	We are	They are
I have	You have	He has	She has	It has	We have	They have
I do	You do	He does	She does	It does	We do	They do

ہاں/نہیں جواب والے سوالات بناتے وقت ان الفاظ کی ترتیب بدل دیتے ہیں۔ مثال:

I am late. Am I late ?

کچھ لفظوں میں حروف حذف کیے گئے ہیں، یہ ظاہر کرنے کے لیے بھی ' علامت استعمال کرتے ہیں۔ مثال:

I'm going. He's happy.

ماضی میں ہو چکے واقعے کو ظاہر کرنے والے الفاظ کے آخر میں اکثر -ed یا -d ہوتا ہے۔

مستقبل میں ہونے والے کسی واقعے کے بارے میں بولتے وقت will یا going to استعمال کرتے ہیں۔

حال میں وقوع ہونے والے واقعے کو ظاہر کرتے وقت وہ الفاظ استعمال کرتے ہیں جن کے آخر میں -ing ہوتا ہے۔

انگریزی بولتے وقت

Hello ! Good morning !  
Please, Thank you.  
Sorry ! Excuse me,  
Do you mind .....,  
It's all right !

وغیرہ کا استعمال کرنا بہتر ہے۔