

1. Listen, repeat, learn and recite.

سنیے، دہرائے، سیکھیے اور ترنم سے سنائیے۔ O1

I saw you toss the kites on high  
And blow the birds about the sky;  
And all around I heard you pass,  
Like ladies' skirts across the grass –  
O wind, a-blowing all day long,  
O wind, that sings so loud a song!

I saw the different things you did,  
But always you yourself you hid.  
I felt you push, I heard you call,  
I could not see yourself at all –  
O wind, a-blowing all day long,  
O wind, that sings so loud a song!

O you that are so strong and cold,  
O blower, are you young or old?  
Are you a beast of field and tree,  
Or just a stronger child than me?  
O wind, a-blowing all day long,  
O wind, that sings so loud a song!

– Robert Louis Stevenson

2. Answer the following questions.

نیچے دیے ہوئے سوالوں کے جواب دیجیے۔ O11

- Who blows all day long?
- Who sings a loud song?
- Can we see the wind?
- Can we hear the wind?
- Which lines are repeated?
- Can you tell any two things that the wind does? Write them. W3




‘Go!’  
and  
‘Come!’

1. Listen carefully and read with me.

غور سے سنیے اور میرے  
ساتھ پڑھیے۔

05



Once there was a little boy. He lived in a pretty little cottage. There was a lovely garden around the cottage. Different kinds of plants grew in the garden. So, there was a lot of work to do there – water the plants every day, give manure from time to time, cut and prune the plants at the right time, weed the garden, clean the garden. Everybody in the little boy’s family helped to take care of the garden.

The boy had a very strict uncle. He believed in **hard work** and **discipline**. One day the boy was playing around in the house.

“Little boy,” said the uncle, “your garden needs weeding. Don’t play around. Do some work. Go now and weed the garden.”

The little boy did not feel like weeding that day. “I can’t do it,” he said.

“Oh, yes, you can,” said the uncle.

discipline (ڈسپلین) نظم و نسق، باقاعدگی • hard work (ہارڈ ورک) محنت کا کام، محنت۔

“Well, I don’t want to, not just now,” said the little boy.

“But you must!” said his uncle. “Don’t be **naughty**, but go at once and do your work ! This is an order ! Get up and go !”



The little boy felt sad. ‘Uncle is so unfair,’ he thought. His chin began to wobble, he had a lump in his throat. His eyes welled up.

Just then, his mother walked in.

“What’s the matter, little boy?” she asked, “Why do you look so unhappy?”

“Uncle told me to weed the garden,” said the little boy.

“Oh!” said his mother, “What fun that will be! I love to weed, and it is such a fine day! Can I come and help you to weed?”

“Why, yes!” said the boy.

So the boy and his mother went outside. They weeded the garden. They had a very good time together, working and chatting and laughing.

– Adapted from ‘Go!’ and ‘Come!’  
by Laura E. Richards



• naughty (نواٹی) شرارتی

2. Read the following words aloud.

ذیل کے الفاظ بلند آواز سے پڑھیے۔

O4

- pretty
- little
- cottage
- different
- wobble
- matter
- unhappy
- chatting

3. Answer the following questions.

ذیل کے سوالوں کے جواب دیجیے۔

O11

W7

- How many people are there in the story?
- Who are they?
- What body parts are mentioned in the story?

4. Copy the lines that tell you about the work you do in a garden.

باغ کام کی وضاحت کرنے والی سطر کو دیکھ کر لکھیے۔

W4



5. Read the sentences and guess the meaning of the words in the boxes.

- Uncle is so **unfair**.
- His chin began to **wobble**.

جملے پڑھیے۔ چونکہ کے الفاظ کے معنی پہچانیے۔

- His eyes **welled up**.
- Why do you look so **unhappy**?

6. Start a collection of 'opposite' words.


ضدیں (الٹ معنی والے الفاظ) جمع کر کے اس میں اضافہ کرتے رہیے۔

P5

Action words	Describing words	
	for objects, people, etc.	for actions
go × come	little × big	now × then
give ×	different × same	up ×
ask ×	sad ×	inside ×
push ×	clean ×	right ×
throw ×	good ×	slowly ×
(Add at least 20 more pairs.)	(Add at least 15 more pairs.)	(Add at least 10 more pairs.)

7. Read the word on the vase and try to write as many related words as you can within 3 minutes.

گل دان پر لکھے لفظ پڑھیے اور اس سے متعلق زیادہ سے زیادہ الفاظ تین منٹ میں لکھیے۔



طلبہ کے ذہن میں انگریزی الفاظ (معنی کے ساتھ) فوراً آجائیں اس مقصد کے لیے مشق 7 اور 8 خاص طور پر دی گئی ہیں۔ الگ الگ الفاظ دے کر یہ مشق باقاعدہ کرواتے رہیں۔

O3

W3

8. Try to make a 'Word Chain'. Write a word related to a given word. Then write a word that is related to the second word. Add at least 5 words to your chain before you come back to the first word.

'لفظوں کی زنجیر بنانے کی کوشش کیجیے۔ دیے ہوئے لفظ سے متعلق ایک لفظ لکھیے۔ اس کے بعد دوسرے لفظ سے متعلق ایک اور لفظ لکھیے۔ اس طرح کم از کم 5 الفاظ جڑ جانے پر پہلے لفظ پر دوبارہ آئیے۔



eyes time  
naughty cottage



Characters



King Midas



Marygold



A Stranger



A Servant

Scene I

*King Midas is sitting in a dark cellar.  
He is counting his gold.*

**King** : What a lot of gold I have! But I wish I had some more....

*A Stranger enters.*

Who are you?

**Stranger** : I am a friend.

**King** : How did you get in?  
The door is locked.

**Stranger** : Locked doors cannot keep me out. What a pile of gold you have there! You must be very rich.

**King** : But I want more! I want to be richer. It has taken me many years to get all this gold. I want to get more gold quickly.

**Stranger** : Why do you love it so?

**King** : Why, everyone loves gold. It makes you rich. I love to sit in this dark cellar and look at all my gold.

**Stranger** : In your garden are flowers and golden sunshine. They are far more beautiful.

**King** : Not to me. I like to be here, where everything is made of real gold. I wish that everything I touched would turn to gold.

**Stranger** : That is a strange wish. Are you sure you want to turn everything you touch to gold?



**King** : Yes, yes. I'm sure. Everything made of gold! I would be so happy!

**Stranger** : Then you shall have your wish. Tomorrow morning, at sunrise, you shall have the Golden Touch.

**King** : Thank you so much, O Stranger!

**Stranger** : Do not thank me. Perhaps you will be sorry.

**King** : Oh, no! It's a dream come true!

## Scene II

### *In the breakfast-room*

**Servant** : Good morning, Princess.

**Marygold** : Good morning. Where is the King?

**Servant** : He has gone for a walk in the garden.

**Marygold** : I have been looking for him. Everything in his bedroom is turned to gold.

**Servant** : There he is – in the rose garden.

**Marygold** : Whatever is he doing?

**Servant** : He is touching all the roses. Now he is coming this way. I will go and get his breakfast. (*Leaves.*)

**King** : Good morning, Marygold.  
See what I have brought for you.

**Marygold** : A fine yellow rose. (*Smells it.*)  
Oh, it has no smell, and the hard petals have pricked my nose. (*Starts crying.*)

**King** : What are you crying for?  
It is a golden rose. All roses in my garden are golden!

**Marygold** : Are they all like this one?



**King** : Come on, now. Let's have our breakfast.  
.... oh!

**Marygold** : What's the matter? Have you burnt your mouth?

**King** : This fish has turned to gold. I must try an egg.... oh, that has turned to gold, too. Oh, no! What shall I do now?

**Marygold** : Tell me, what's the matter?

**King** : Everything I touch turns to gold. I shall never be able to eat anything.

**Marygold** : My poor father! Can I help you?

*Marygold rushes forward.*

**King** : No, don't touch me. Keep away!  
Oh, Marygold, what have you done?

*Marygold has turned into a statue of gold.*

**King** : My daughter! My dear, dear Marygold!  
So full of life! Like a ray of sunshine!  
She is only a golden doll, now!

*The stranger comes in.*

**Stranger** : Well, friend Midas, what do you say now?

**King** : I am the unhappiest man in the world.



**Stranger** : Why, you have plenty of gold now.  
**King** : I don't want this gold. I want my daughter, I want to eat. I want real flowers in my garden. Please take away this Golden Touch.  
**Stranger** : Do you really want me to take away the Golden Touch?  
**King** : I hate it. Take it away.  
**Stranger** : Then go and bathe in the stream that flows through your garden. When that is done, bring back a pitcher of water and sprinkle it upon anything you wish to change back from gold.

### Scene III

*Marygold is still a statue.*

*The King is sprinkling water over her head.*

**King** : First I will sprinkle some water over my dear little Marygold.  
**Marygold** : (*Comes alive*) What are you doing, father? You have sprinkled water on my frock.  
**King** : Let us go into the garden, Marygold. See what a fine morning it is.  
**Marygold** : Yes, let us go and pick some flowers.  
**King** : Come along then, Marygold. I have to sprinkle this on everything that I touched. And then we will get you some roses. Beautiful roses with a lovely smell!



– Adapted from a play by Philip Walsh

2. Use the play for a 'play-reading' performance. بچوں کی الگ الگ جوڑیاں بنائیں۔ ان جوڑیوں کو الگ الگ 'scenes' دے کر 'ڈراما خوانی' کرنے / ڈرامے کو کھیلنے کے لیے کہیں۔
3. Perform the play. اس ڈرامے کو پیش کیجیے۔

## Where Go the Boats?

1. Listen carefully and read with me. - نور سے سنیے اور میرے ساتھ پڑھیے۔

05



Dark brown is the river,  
Golden is the sand.  
It flows along for ever,  
With trees on either hand.

Green leaves a-floating,  
Castles of the foam,  
Boats of mine a-boating –  
Where will all come home?

On goes the river  
And out past the mill,  
Away down the valley,  
Away down the hill.

Away down the river  
A hundred miles or more,  
Other little children  
Shall bring my boats ashore.

– R. L. Stevenson

• a-floating (اُفلوٹنگ) تیرنے والی۔ • castles (کاسلز) قلعے، شاہی محلات۔  
• foam (فوم) جھاگ۔ • ashore (اَشور) کنارے پر۔

2. Read the poem aloud or recite it with proper intonation.
3. Find the 'colour' words in the poem. Write down at least 10 other colour words you know.
4. The following pictures show how to make a very simple paper boat. Form pairs and learn to make it, trying out each step and discussing it in English. You may find the expressions given below useful.

مناسب ترنم کے ساتھ نظم کو بلند آواز سے پڑھیے یا پیش کیجیے۔

O1

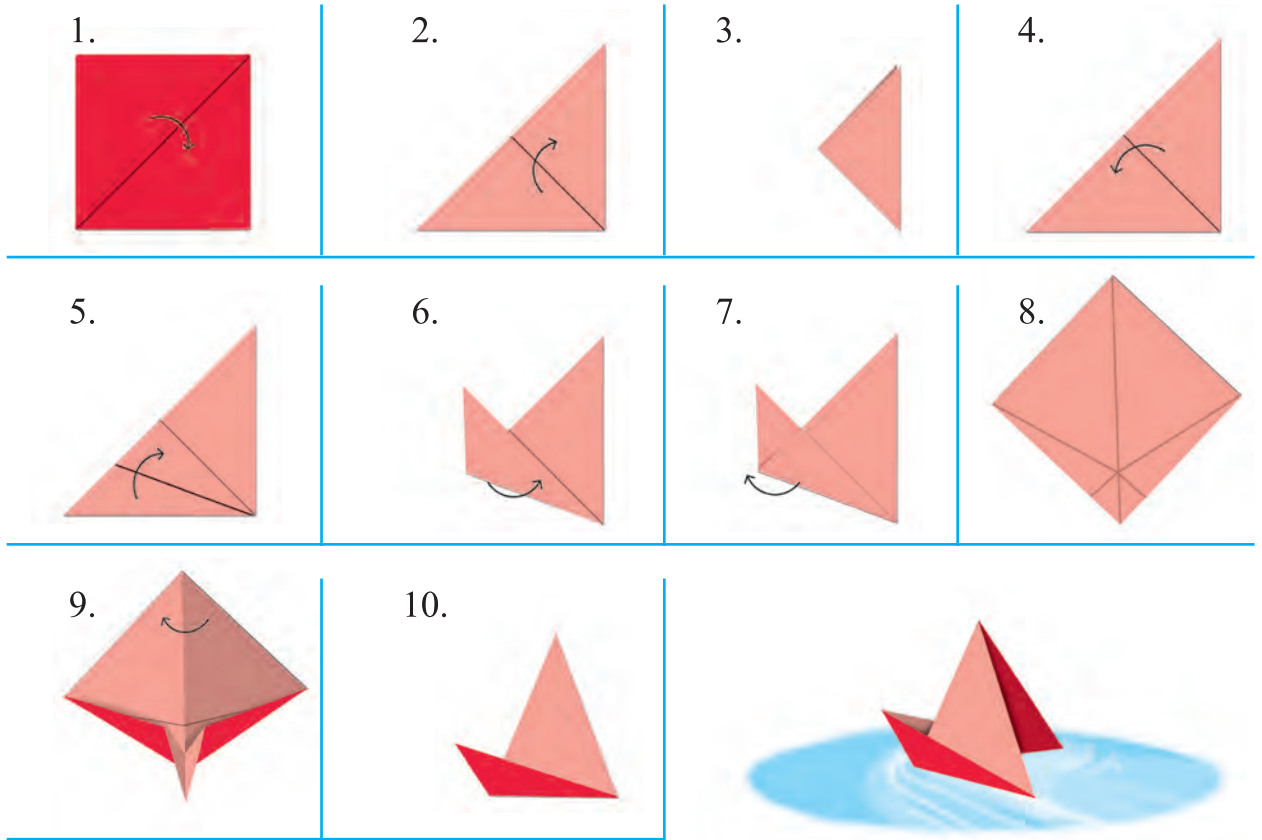
نظم میں رنگوں کے الفاظ تلاش کیجیے۔  
رنگوں کے کم از کم دس مزید الفاظ لکھیے۔

W4

W13

نیچے کی تصویروں میں سادہ کشتی بنانے کا طریقہ بتایا گیا ہے۔  
جوڑیاں لگا کر کشتی بنانا سیکھئے۔ ہر مرحلہ خود کر کے دیکھیے اور  
اس بارے میں انگریزی میں بات چیت کیجیے جس کے لیے  
نیچے دیے ہوئے جملے مفید ثابت ہو سکتے ہیں۔

O6



How did you do it?

Show me.

Let me show you.

Fold it like this.

Now unfold it.

Make a crease.

Press it down.

Fold it on the other side.

Like this ?

No, not like that. Like this.

Show that again.

Got it?

I've got that now.

Yes, you are right.



Hello, friends.  
You see me in the sky every day.  
You say that I rise in the east  
and set in the west.  
Did you guess who I am ?  
Yes, that's right ! I am the sun.  
Actually, I am a star like other stars you see at night.  
But I am close to the earth.  
That is why, I look so big and bright.  
I give the earth heat and light.  
And remember, I don't go round the earth.  
The earth goes round me.



Hello, everybody !  
I am the earth.  
I am a planet in the solar system.  
I am the third planet from the sun.  
I spin around myself all the time.  
At the same time, I go round the sun.  
I take one year to go round the sun.  
Much of my surface is covered with water.  
If you look at me from space,  
I appear blue in colour.  
That is why, some people call me  
the blue planet.  
There is an envelope of air around me.  
Today, I am the only home of plants, animals  
and human beings.





Hello, people on earth !  
I am your closest neighbour.  
I go round and round the earth.  
From the earth, you always see only one side  
of me.  
You never see the other side  
or the other half of me.  
People on earth love me.  
They write stories and poems about me.  
They send spacecraft to study me from close.  
Do you know, two astronauts  
from earth landed on me once.  
Maybe, some day, other people  
on earth will also come to visit me.  
I am the moon.

2. Guess the meaning of the following words. ذیل کے الفاظ کے مطلب بوجھئے۔ پھر یہ الفاظ لغت میں دیکھیے۔  
Look up these words in a dictionary.

• surface • space • envelope • spacecraft • astronauts

O12

3. Find the English names of other planets in the solar system and write at least 2 sentences about each.

نظام شمسی کے دیگر سیاروں کے انگریزی نام تلاش کیجیے اور ہر ایک کے بارے میں کم از کم دو جملے انگریزی میں لکھیے۔

W13

4. As a group activity, prepare and present short monologues (at least 3-4 lines) of the following characters.

گروہی سرگرمی کے طور پر ذیل میں دیے ہوئے کرداروں پر 'یک کرداری تمثیل' (کم از کم ۳-۴ جملے) گروہ بنا کر پیش کیجیے۔

O15

• A River • The Wind • King Midas • A Cuckoo • The Little Red Hen

ان یک کرداری تمثیلوں (monologues) کو مناسب حرکات و سکنات اور آواز کے اتار چڑھاؤ کے ساتھ پیش کرنے کی مشق کرائیں۔ ہر بچے کو اپنی پسند سے کوئی ایک تمثیلی کردار پیش کرنے کا موقع دیں۔



1. Read what Ishani says and then complete the sentences in the table using your ideas. Write them down.



اشانی کیا کہہ رہی ہے اسے پڑھیے اور اپنے طور پر جدول کے جملے مکمل کیجیے اور لکھیے۔

W9

Ishani : I get up at 7.30 every day. Today, I got up at 7.00 Some day, I am going to get up at 5.00

Every day

Today

Some day

..... read books

..... read a poem

..... write a book.

..... eat vegetables

..... ate spinach

..... cook .....

..... listen to music

..... listened to .....

..... learn to sing songs.

..... play .....

..... played .....

..... play .....

..... walk to school

.... walked to school

..... come on a bicycle.

2. Read the following sentences.

- The sun always rises in the east. The sun never rises in the west.
- We should always speak gently. We should never shout.

ذیل کے جملے پڑھیے۔

O4

اس صفحے کے دونوں عملی کام اوڈا زبانی طور پر کرائیں۔ کافی بات چیت کے بعد جملے لکھنے کے لیے کہیں۔ اس کا خیال رکھیں کہ نئے الفاظ کو ان کی صحیح حالت میں لکھیں۔ مثال، she always **finishes** her homework.

Now make as many meaningful sentences as you can using the following diagram. Write down any ten of them.

اب ذیل کی شکل کی مدد سے آپ جتنے ہا معنی جملے بنا سکتے ہیں، بنائیے۔ ان میں سے کوئی دس جملے لکھیے۔

O14

W9

- finish homework.
- waste food.
- check my work.
- waste water.
- eat vegetables.
- tease animals.
- drink enough water.
- take care of my things.
- wash my hands.
- turn off a running tap.
- use plastic bags.
- speak politely to teachers.
- throw garbage on the floor.
- switch off lights when I leave a room.
- quarrel with my friends.
- tell lies.
- tell the truth.

