

17. Clothes – our Necessity

Can you tell ?



Observe the pictures given below carefully. Choose the clothes you would like to have and circle them.



In the box, write the total number of clothes you selected.

Does the number of clothes you have chosen tally with that of your friends?

- (1) On which days will you wear the clothes you have chosen?
 - (2) How many times in a day will you change your clothes?
 - (3) Do you think you should have other clothes besides the ones you have chosen? If so, write how many in the box.
 - (4) Apart from the clothes, which other things would you like to wear?
 - (5) Will you lend your clothes to your friends?
 - (6) Which clothes that you see in the advertisements would you like to wear?
- We like to wear many different types of clothes and we wish to own them as well.

Try this.



Visit people in your surroundings who often take shelter at places like railway or bus stations, brick kilns, open grounds, etc. Discuss the following points with them and make notes.

- (1) What is the total number of clothes they have?
- (2) What do they wear in the summer?
- (3) What kind of clothes do they wear in winter?
- (4) What clothes do they use during the monsoon season?

- (5) What do they wear to functions and festivities?
 - (6) How many times in a day do they change their clothes?
- What did you realise from the activity above?

Can you tell ?



Repeat the first 'Can you tell?' activity and make new notes in your book. While doing this, keep in mind your need and write the number of clothes you choose, in the box.

Are your answers in the second activity the same as in the first?

- After this activity, we may find that the number of clothes we wish to have is rather large. Wanting clothes and really needing them are different things. Wanting things when we do not need them is simply desire, not necessity.

We see many advertisements on TV, hoardings, etc. and we are attracted towards the clothes shown in them. This attraction can turn into greed.

Discuss : Need and greed for clothes.

Use your brain power !

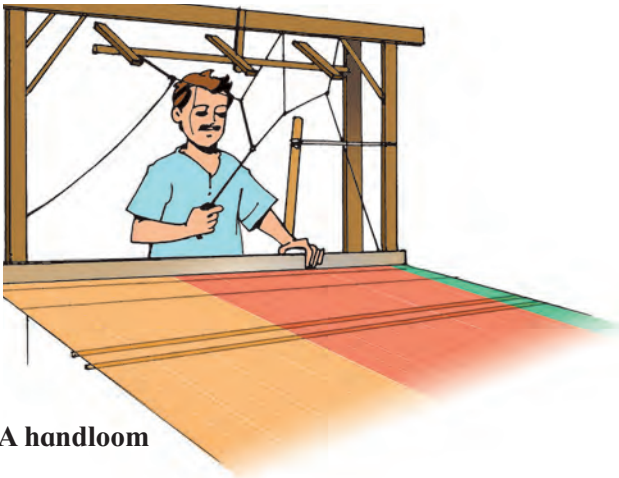


Rohan and Sania have many clothes, but they do not wear many of them. Now they are wondering what they should do with all these clothes. Help them to solve their problem.


Try this.



For teachers : For this activity, visit the nearest centre of textile industry with the students and arrange an interview with the skilled workers there.



A handloom



A charakha (spinning wheel)

During the interview, obtain information about the following points.

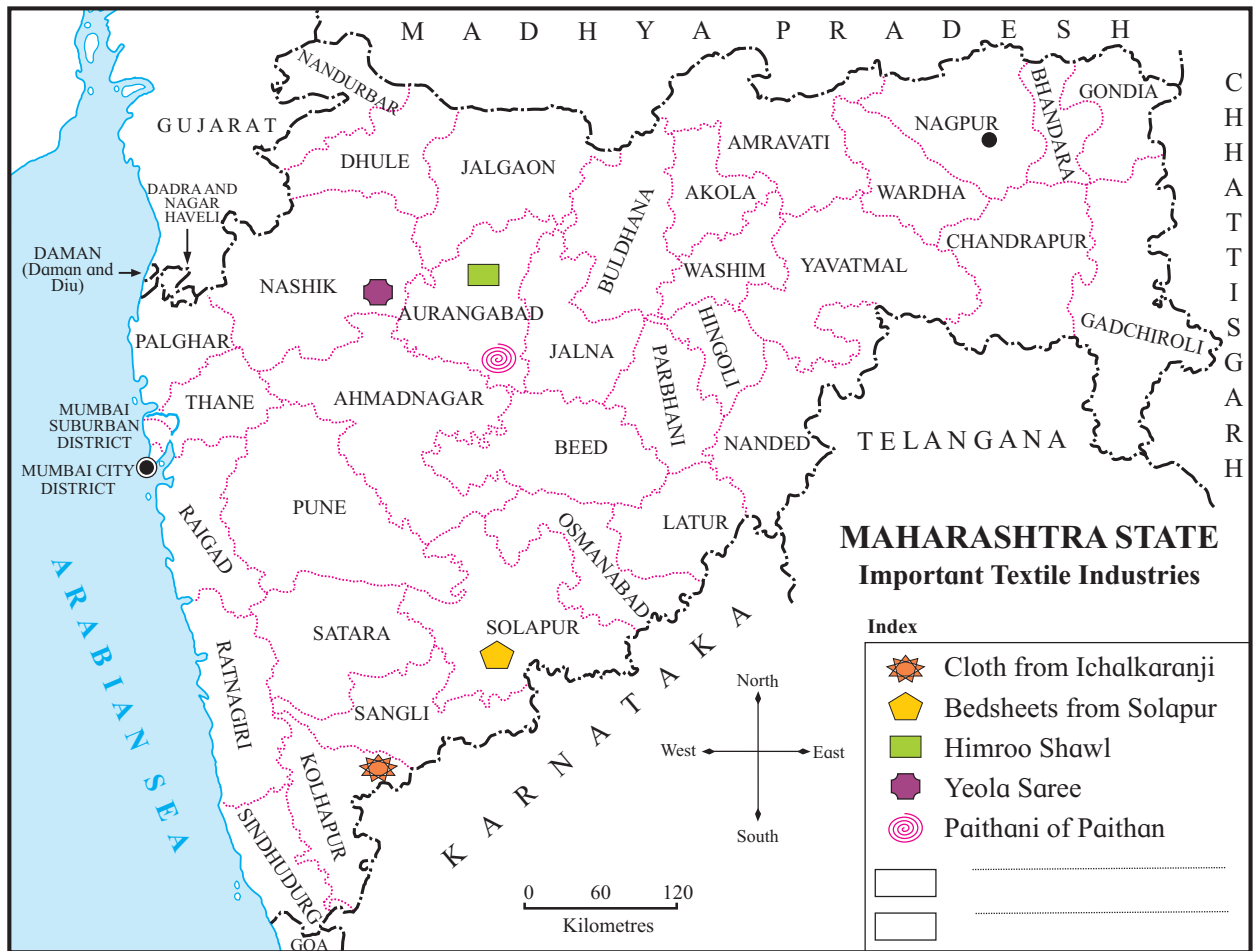
1. What industry is this?
2. What is the product of this industry?

3. What raw material is used to produce this fabric?
4. Where does the raw material come from?
5. In what form is the raw material obtained?
6. Where is the finished product sent for sale?
7. In which season are these textiles mainly used?
8. What kinds of workers are needed for this industry?
9. Where do these workers come from?
10. In what way have centres of textile industry changed since the olden days?
11. What problems are encountered in this industry?

We obtained information about the textile industry centres by asking the questions given above. Now let us see examples of the textiles that are the specialities of Maharashtra like the Paithani of Paithan and Yeola, Himroo shawls from Aurangabad, bedsheets and bedspreads from Solapur, handloom and powerloom cloth from Ichalkaranji, etc.

You will understand this better from the map on the next page.

To the index of the map, add the textile industries that you know of but are not shown here. Mark them at the appropriate places on the map.



Do you know ?



Lucknow chikan, Kashmir silk, Benarasi silk, Kadiyal, Pitambari, Pochampalli, Narayanpet, Kanjivaram, Patola and Mysore silk are some types of sarees. These sarees from different parts of India showcase the diversity of our country.

Try this.



To find out more about the different varieties of clothes, visit a clothes market with your parents. Discuss the points given below, with the people there and make notes.

1. Look at the variety of clothes and make a list of their names.



2. Which of these clothes are meant only for children, for adults or for aged people ?
3. Find out about the various types of sarees.
4. Note down the names of places famous for their sarees.
5. Spot the names of places/regions in the

names of the sarees and mark those places/regions on the map given above.

Thus we note that a variety of fabrics and costumes have come into use due to the diverse climatic conditions in different parts of the countries. With better transport facilities, they have become available in all places. This diversity in clothes is a part of the diversity in our country.

Try this.



Talk to the elderly people in your family or locality to obtain this information :

- What clothes did they wear during their childhood? Make a list of the clothes they name.
- Take the list to a cloth/garment shop and see which of the clothes in your list are available there.
- Find out which of the clothes are not worn any more.
- Find out the places where these clothes used to come from.
- Find out why these clothes went out of use.

Find out if there have been changes in clothing due to tradition and in the course of time.

Do you know ?



During the evolution of man, his body went through many changes. One of the changes was the reduction in the amount of body hair. As a result, he began to need protection from the elements in certain weather conditions. Thus arose the need for clothes.

We can see a variety in the clothes used through the ages. In prehistoric times, man did not wear clothes. Later, he began using the bark and leaves of trees. After that, he began to hunt and used the skins of the animals he had killed. After he learnt to make yarn from materials like cottonwool, he began to use cotton cloth in a variety of ways. You will see this progression in the pictures given below.

Always remember –




Nature has given us enough to fulfill everyone's needs. However, nature cannot quench man's greed. Man must give priority to his needs and not desires. Only then will nature be able to take care of us all.

Do you know ?



Mumbai was famous worldwide for its textile mills. The humid weather on the island facilitates the manufacture of long thread for making cloth. That is why, Mumbai became a big centre for the textile industry. The flourishing cloth industry attracted workers from all over the country who came and settled here. From then on, Mumbai became an important hub for financial activity in India.



Our clothing changed with time

Use your brain power!



The clothes worn in different regions of the country are different depending on the local climate. Collect pictures of traditional clothes worn in Jammu and Kashmir, Rajasthan, Maharashtra and Kerala. Discuss the climate of those areas based on the pictures.

What we have learnt –



- Wanting things you do not need is desire, not necessity.
- We must use things only as we need them.
- Several regions in our country have a tradition of producing fabrics characteristic of the place.
- We learnt about the diversity in clothing in our country with the help of maps.

Exercises

1. Write the names of those objects in the list below that you would like to own.

- (1) Water bottle
- (2) Ball
- (3) Marbles
- (4) Laptop
- (5) Flower pot
- (6) Mobile phone
- (7) Bicycle
- (8) Scooter
- (9) Photoframe
- (10) Tiffin box

Which of these objects will you use yourself ?

2. Make a note of the clothes you would choose to wear on a 'traditional day'.

3. The names of some States are given in the table below. Write the names of the fabric or garments they are famous for.

State	Fabric/Garment
Maharashtra	
Gujarat	
Punjab	
Odisha	
West Bengal	
Karnataka	

Activities

- (1) Visit a fabric/garments exhibition nearby. Obtain information about the utility of the clothes on display.
- (2) Visit your local Khadi Gramodyog centre. Find out about the types of clothes and where they are made.

* * *

