

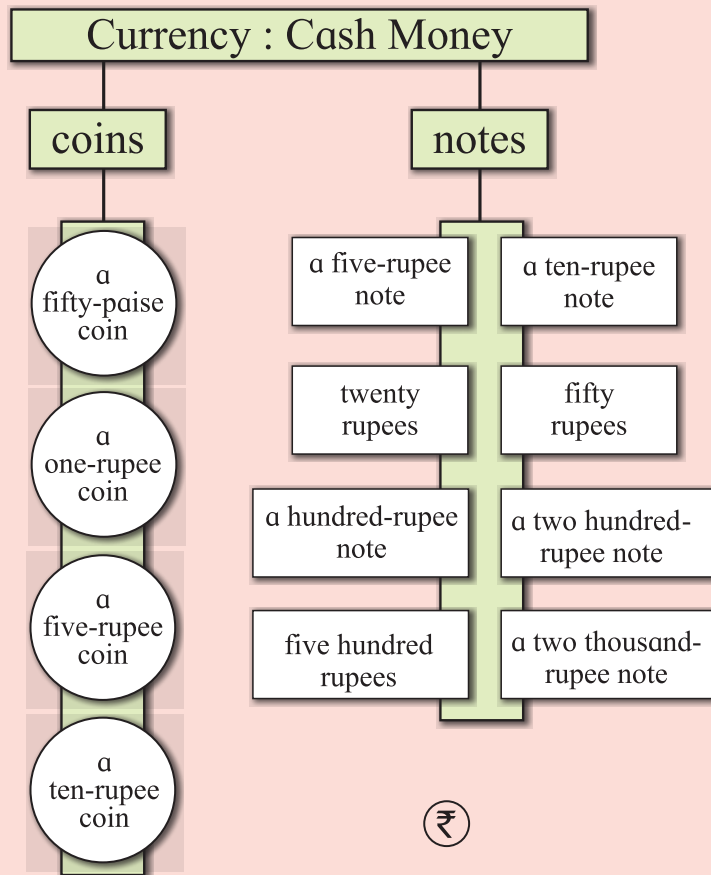
28. All about Money



We all need money to buy things
and to pay people who work for us.

But what is 'money'?
Who invented 'money'?

Today, we see money in the
form of coins and notes.



These are the coins and notes we use in India.
But different countries use different coins and notes.
Their money is known by different names.

In the United States, they use (\$) dollars.

In England, they use (£) pounds.

But long, long ago, people did not use coins and notes.
They exchanged one thing for another.
This was known as 'barter'.

It may seem unbelievable, but long ago
people even used special stones as money!
Imagine how difficult it must have been
to carry this money!

People also used bricks of salt, shells and
cowries as money in the past.

They gave grain, farm produce, cattle, goats,
chickens, etc. in return for things like
clothes, tools and implements or as wages.

Then they began to use bits of precious metals
like gold, silver and copper as money.
It was easier to carry this money around.



Paper money was first used in China
about 1000 years ago.

Paper money or notes have no value
of their own, but a note is a 'promise'
to give that much money.

These notes are printed by the government.
No one else is allowed to print notes.

You must use your money carefully.
You should not write on the notes or tear or
crumple the notes, or damage them in any way.

You should also be careful when you spend money.
People have to work hard to earn money!



(As updated on 09.08.2019)

Things to do :

1. Write a short note on 'money'.
2. Look at the diagram on page 68. It is called a tree diagram because it has 'branches'. Now read the following and draw a tree diagram to show this information.

Things in our surroundings form two groups – living things and non-living things. Living things are of two kinds, plants and animals. There are two types of plants – flowering plants and non-flowering plants. If we consider animals, we see that some animals lay eggs. They are oviparous animals. Some animals give birth to their young ones. They are viviparous animals.

Find more topics from your Environmental Studies or Mathematics textbooks for drawing tree diagrams. Draw and label the diagrams.

3. Make meaningful sentences from the following table.

<ul style="list-style-type: none">• She was tired• She wanted to buy a car• He was angry• He did not know the answer• They did not have money• He did not read the book	but	<ul style="list-style-type: none">• she finished her homework.• she had no money.• he did not fight.• he did not copy his friend's answer.• they lived happily.• he knew the story.
--	-----	--

Now try joining the sentences in the two columns using (1) and, (2) because.

4. Ask your parents or other grown ups to show you some used notes. Observe them carefully. Have they been used properly? Write your observations.
5. Write an autobiography of a hundred-rupee note. (8-10 lines.)
