

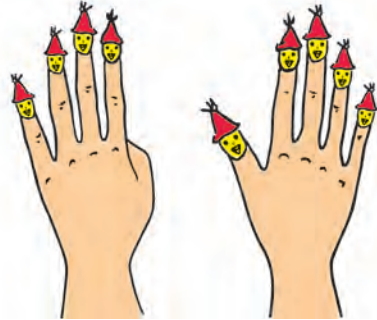


Understand and write 9



Eight and one make nine

9
Nine




9




Draw nine beads

Nine, Nine, Nine
The clock struck nine,
All the children, stand in a line



Place the string in such a way that nine objects will be in its loop.



9					



Practice 1 to 9

1, 2, 3, 4, 5, 6, 7, 8, 9 are symbols used for numbers. They are called digits. Practise writing the digits.

1

2

3

4

5

6

7

8


9

Write numbers in the blank spaces.


3

7


Count and the correct number.




4 7 3 5




3 7 6 8




4 2 3 5



8 7 9 6



2 5 4 3



7 8 9 6

Count and write



How many wings does a bird have?



How many colours does a rainbow have?




How many wheels does a rickshaw have?



How many corners does a slate have?



How many legs does a cockroach have?



How many petals does the flower have?



How many legs does an octopus have?



How many handles does a cup have?



Count and write

Picture	Numbers	
	in digits	in words
●	1	One
●●		Two
●●●		Three
●●●●		Four
●●●●●		Five

Picture	Numbers	
	in digits	in words
●●●●●●●		Six
●●●●●●●●		Seven
●●●●●●●●●		Eight
●●●●●●●●●●		Nine

Observe the picture carefully



Count the objects and write their numbers in the given boxes.

